



# Lunar CoreScan™ Application from GE Healthcare

Dedicated to quantifying  
visceral fat



[gehealthcare.com](http://gehealthcare.com)



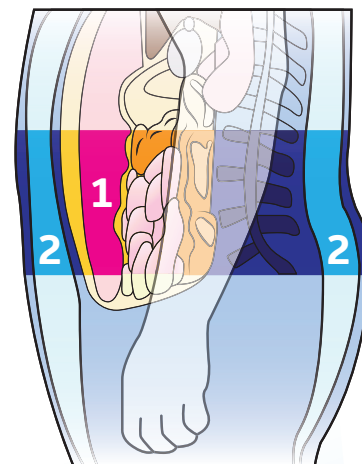
# The need for knowledge

Today, there's an urgent need to know more about the links between visceral adipose tissue (VAT), obesity, and the metabolic diseases affecting millions worldwide. That requires credible VAT measurement data.

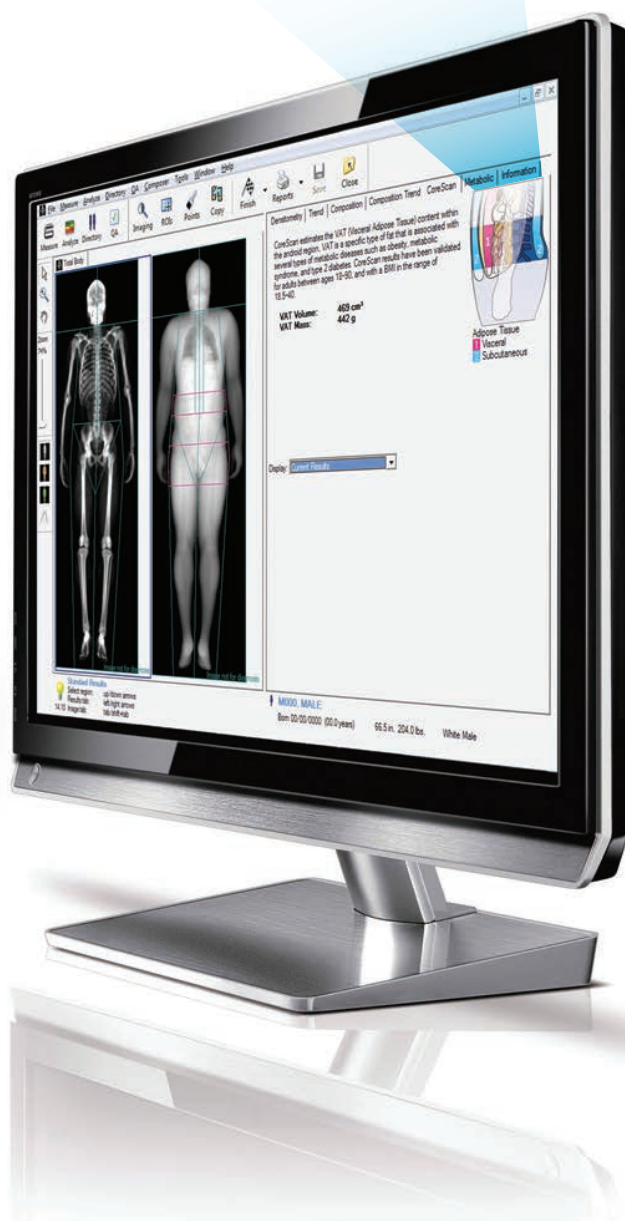
**Accurate. Reproducible. Practical.**

## CoreScan

Available on Prodigy and Lunar iDXA platforms, CoreScan software is the first application to quantify VAT using DXA technology – giving you a more in-depth view of body composition. CoreScan helps you advance clinical knowledge and improve disease assessment and management. And lead the way to a healthier, more vital future.



- 1 Visceral Tissue
- 2 Subcutaneous Tissue



# Accurate

## CoreScan software measures up

The CoreScan application features an exclusive GE Healthcare algorithm that uses data from the Lunar iDXA™ and Prodigy™ body composition systems. Accuracy just got easier—with a validated data system you can trust.

- Excellent correlation with CT, as shown in a study at Oregon Health & Science University<sup>1</sup>
- Distinction between VAT and subcutaneous fat, using geometric calculations and attenuation measurements



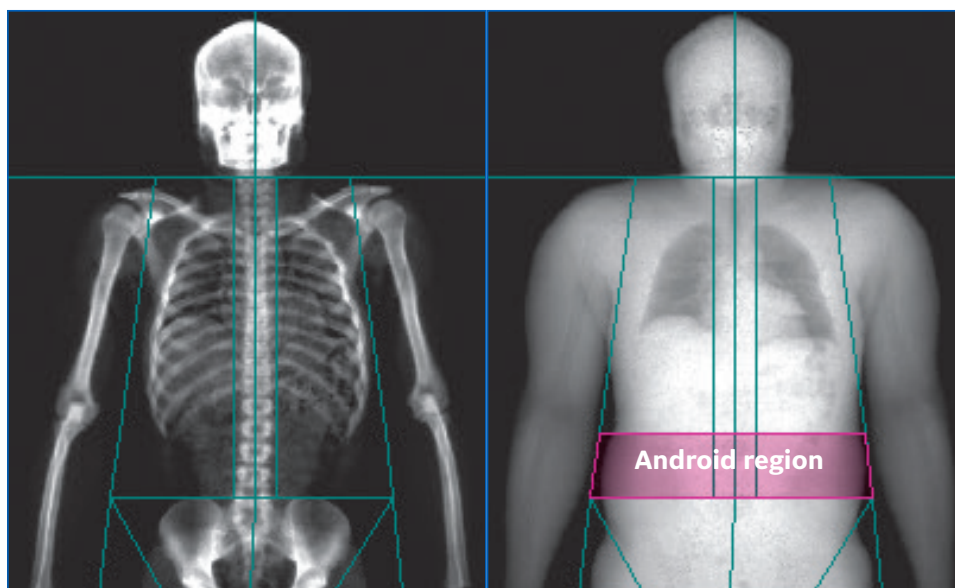


# Reproducible

## A higher standard

Leading the way to successful research and treatment begins with credible data: reproducible results from a validated method. CoreScan software sets a higher standard for VAT measurement. It can help you predict patient risk, assess treatment approaches, and compare patients within your practice or study.

- Standardized region of measurement uses individual patient skeletal measurements to determine the region
- The android region (below the rib cage) is typically where VAT deposits accumulate, making it highly relevant for measuring VAT
- CoreScan automatically defines the android region on each patient, designed to avoid variance between clinicians, machines, or research sites



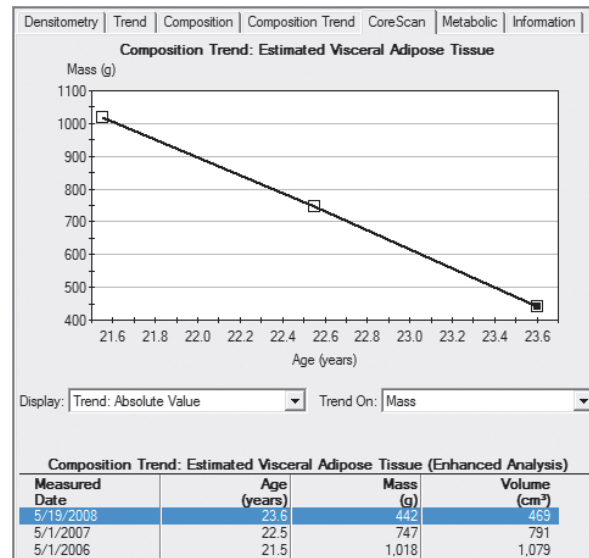
CoreScan software provides a detailed view of the android region's composition – taking you well beyond alternative crude measures. Developed by GE Healthcare, android region measurement provides accessible, clinically validated data to support research and treatment of obesity-related conditions.

# Practical

## Made more accessible

The CoreScan application puts accurate VAT quantification within reach – opening new possibilities for clinicians and researchers. It is fast and easy, whether assessing individual patients or performing large clinical studies.

- Algorithm processing is automated, designed for consistent, fast, accurate results
- Results are displayed in terms of volume and mass for easy comparison and study across patient populations
- CoreScan software is intuitive—results are analyzed and displayed in just a few clicks
- VAT results are processed along with the total body composition analysis, avoiding the need for a separate image acquisition
- Can reanalyze previously acquired DXA total body scans for VAT quantification
- Very low dose (exposure is less than the equivalent of one day's natural background radiation)<sup>2</sup>



Simple reporting and trending to track changes over time.







## Contact your GE Healthcare representative for more information about the CoreScan application for Lunar iDXA and Prodigy platforms.

1. Kaul S, Rothney MP, Peters DM, Wacker WK, Davis CE, Shapiro MD, Ergun DL 2012 Dual-Energy X-Ray Absorptiometry for Quantification of Visceral Fat. Obesity (Silver Spring). 2012 Jun;20(6):1313-8.
2. CRP Publication 60, 1990 Recommendations of the International Commission on Radiological Protection, published in Annals of the ICRP 1991; 21:No. 1-3.

GE Healthcare provides transformational medical technologies and services to meet the demand for increase access, enhanced quality and more affordable healthcare around the world. GE (NYSE: GE) works on things that matter – great people and technologies taking on tough challenges. From medical imaging, software & IT, patient monitoring and diagnostics to drug discovery, biopharmaceutical manufacturing technologies and performance improvement solutions, GE Healthcare helps medical professionals deliver great healthcare to their patients.

### Imagination at work

© 2017 General Electric Company – All rights reserved.

GE Healthcare reserves the right to make changes in specifications and features shown herein, or discontinue the product described at any time without notice or obligation. Contact your GE Healthcare representative for the most current information. GE, the GE Monogram, imagination at work, CoreScan, Prodigy and Lunar iDXA are trademarks of General Electric Company. GE Healthcare, a division of General Electric Company. GE Medical Systems, Inc., doing business as GE Healthcare.

April 2017  
JB48087XX



5 Orion Road, Lane Cove, 2066 NSW, Australia  
**P** 1300 886 385  
**F** 1300 668 440  
**E** onfo.au@getzhealthcare.com